



## STUDY OF SOME PROPERTIES FOR COLD-CURING ACRYLIC RESIN REINFORCED WITH NANO YTTRIUM OXIDE

Mohammed Ramidh Gharkan Bassam Ibrahim Khalil<sup>1</sup> Ahmed Hussein Ali  
Sally Abdhussain Kadhum Ahmad Hashim Aliwi  
University of Technology, Department of Materials Eng., Branch of Polymer Materials  
Engineering, Baghdad – Iraq, <sup>1</sup>idr.bassam@yahoo.se

### ABSTRACT

Through the last two to three decades, composite materials had being applied enormously in many industry fields. This is as fact that this type of materials possess; high strength to weight ratio, high stiffness, and limit thermal conductivity. In this work Nano-Yttrium oxide with (0%, 1%, 2%, 3% and 4%) weight fraction had been added, as reinforcement phase, to acrylic resin (cold curing). Various physical and mechanical tests had done for determining the development in the properties of the prepared composite samples like: hardness, tensile strength, thermal conductivity, water absorption and density. The results show: decreasing tensile strength with increasing Nano-Y<sub>2</sub>O<sub>3</sub> weight fraction, maximum decline in tensile strength was at (4) % Y<sub>2</sub>O<sub>3</sub>, about (16.2) % of Acrylic strength; increasing in hardness with increasing Nano-Y<sub>2</sub>O<sub>3</sub> weight fraction, maximum hardness was at (4) % Y<sub>2</sub>O<sub>3</sub>, about (107) % of Acrylic hardness, no obviously density change with increasing Nano-Y<sub>2</sub>O<sub>3</sub> weight fraction, decreasing water adsorption with increasing Nano-Y<sub>2</sub>O<sub>3</sub> weight fraction, maximum decreasing in water absorption percentage was at (4) % of Y<sub>2</sub>O<sub>3</sub>, about (93) % of Acrylic water absorption, decreasing thermal conductivity with increasing weight fractions of Nano-Y<sub>2</sub>O<sub>3</sub>, maximum decline in thermal conductivity was at (4)% of Y<sub>2</sub>O<sub>3</sub> , about (90)% of Acrylic thermal conductivity

**Keywords :** acrylic resin (cold curing), Nano Yttrium oxide particles, Reinforcement, some mechanical and physical properties .

دراسة بعض الخصائص لراتنج الاكريليك البارد المعزز بنانو أوكسيد اليتريوم  
محمد رميض غركان بسام ابراهيم خليل احمد حسين علي سالي عبد الحسين كاظم احمد هاشم

### الخلاصة

خلال العقدين الماضيين استخدمت المواد المركبة في العديد من التطبيقات الصناعية. ويرجع ذلك إلى حقيقة أن هذا النوع من المواد تمتلك: نسبة مقاومة إلى وزن عالية، صلادة عالية، وتوصيل حراري منخفض. في هذه الدراسة أضيفت دقائق نانو أوكسيد اليتريوم بنسب وزنية (1%، 2%، 3%، 4%) كتعزيز لراتنج الاكريليك (المعالج على البارد). وقد اجريت العديد من الاختبارات الميكانيكية والفيزيائية والحرارية لتحديد التطور في خصائص المواد المركبة المحضرة مثل الصلادة، مقاومة الشد، امتصاصية الماء، الكثافة، والتوصيل الحراري. أظهرت النتائج نقصان مقاومة الشد مع زيادة الكسر الوزني لأوكسيد اليتريوم النانوية، ازدياد الصلادة (لجميع النسب الوزنية) مع زيادة نسبة الوزنية لنانو أوكسيد اليتريوم، تناسب عكسي بين التوصيلية الحرارية ونسبة الكسر الوزني من أوكسيد اليتريوم، تناسب عكسي بين نسبة الماء الممتص والكسر الوزني لأوكسيد اليتريوم، وأخيراً أقصى الكثافة كانت عند (4%) كسر وزني من أوكسيد اليتريوم النانوي .

## INTRODUCTION

Acrylic resin has excellent aesthetic properties, low solubility, adequate strength, low water sorption, odorless, tasteless and relatively low toxicity. Acrylic resin can reproduce surface details accurately, can be easily manipulated and repaired. On other hand, this resin has a few inherent limitation like humble strength mainly under fatigue action inside mouth, addition to high thermal expansion coefficient that responsible to release internal stresses during processes stage resulting inaccuracy of dimension and polymerization shrinkage [A.N. Abdulhamed, et al., M. R. Gharkan, et al.]. Cold curing Acrylic has usually used in man application like denture based materials, temporary and removable prosthetic base building materials [Ibrahim M Hamouda, et al. 2014, Ahmad Sodagar et al. 2012]. Chemically cured (Self-cured) Polymethylmethacrylate PMMA has auto polymerized. Polymerization reaction begin as soon as the liquid and powder ingredients are mixed together. The present of benzoyl peroxide initiator in pre-polymerized which activated by chemicals can produce polymerization reaction without external heat. Dimethyltoluidine (a tertiary amine) is applied to activate the polymerization in chemically cured PMMA [Grant, A. A.]. Cold cured acrylic has less degree of polymerization compare that of heat cured system so, it has more unreacted residual monomer, which can consider as plasticizer that responsible of high lateral deflation values consequently, decrease resin transverse strength [I. K. Farhood, et al.]. Investigation the development of resin properties via incorporation of various kinds of particles and fibers, had attempted in many researches. It had noticed in some published researches that addition of ( $\text{TiO}_2$  and  $\text{SiO}_2$ ) nanoparticles to acrylic resins, had adversely affect into the flexural strength, and this dwindling into the strength was directly proportional with the amount of nanoparticles [Ahmad Sodagar, et al., 2013], on other research it is found that addition of (Nano  $\text{SiO}_2$  filler) particles to heat-curing-acrylic resin can improve its transverse strength, impact strength, and surface hardness [Ibrahim M Hamouda, et al. 2014, Ahmad Sodagar et al. 2012], effective fiber reinforcing is decided by many variables like: volume fraction, length, orientation and modulus of fibers. Many type of fiber reinforcing materials had used like polyethylene, carbon, glass on purpose of improving its mechanical properties [T. K. Bashi, et al.]. The goals of this work were evaluate the influence of reinforcing cold acrylic resin denture base material by used Nano Yttrium oxide on physical and mechanical resin characteristics.

## EXPERIMENTAL PART

### Raw materials and preparation method:

The raw materials used in this work are:

- I) Nano-Yttrium oxide ( $\text{Y}_2\text{O}_3$ ) particle with mean particle size (25) nm (Chengdu Haoxuan Technology Co.),
- II) Cold-Curing denture base resin (Duracryl® Plus), (it is a denture resin applied to repair removable dentures and fabricate immediate dentures), this resin consist from two types of ingredients (liquid and powder) as following:

Powder ingredients involve a PMMA pre-polymer or co-polymer (fine particle size), (1-2) % of Di-benzoyl peroxide initiator (DBP), and (1) % Pigment.

Liquid ingredient involve Methyl-methacrylate monomer MMA, (1-2) % cross-linking agents (glycol di-methacrylate), less than (1) % inhibitor (Hydroquinone), activator (Dimethyl-p-toluidine).

### Casting's mold

Iron mold consist from two parts with (30 cm x 21cm) dimension had used for preparation composite samples. The mold contains two holes for tensile tests samples and four cylindrical holes for thermal properties tests samples (hot disk) as shown in figure (1). Vaseline used as lubricant to facilitate removing samples.

### Preparation of samples

The raw materials, resin (super acrylic plus) and the cross-linked denture addition to Nano particle  $Y_2O_3$  mixed and poured into the molds. Preparation method including addition cross-linked to (super acrylic plus) in ratio (3 to 1). Then after weighting prepared standard samples of resin composite preparation by added proposal reinforcing Nano particles weight percentage (1%, 2%, 3%, and 4%) to matrix finally, the samples left for 24 hr. for drying released from mold.

### Mechanical and Physical properties inspection

#### Tensile tests

A flat, dog-bone shape, straight sided piecemeal with and tabs specimens, and (150) mm length were used for performing tensile test according to ASTM stander (638-01). The test had performed by universal testing machine had (50) K.N loading capacity. (5) mm/min cross head speed had applied for testing samples. Finally, the average value of tested samples' results was consider for analysis [Alaa Abd Mohammed, 2013].

#### Hardness tests:

Hardness tests had been performed by using Shore hardness type (D), according to ASTM stander (D2240) at room temperature. Average hardness value of five tests at different part within specimen had consider for analyzing. [Hayder Raheem Kareem,2013]

#### Density tests

The density investigations had been done depending to ASTM stander (D792). The test procedure includes weighing specimen in air, and when immersed in distilled water, then applied the following the relation:

$$\text{Specific gravity } S.G = W_d / W_d - W_i \quad (1)$$

Where  $W_d$ : is the weight of dry specimen in gram,  $W_i$ : is the weight of specimen immersed and suspended in distillation water specimen in gram. S.G can be converted to density by multiplying by the density of distilled water in which equal (0.9975) [Annual Book of ASTM Standard, 2006]

#### Water Absorption Test

The water absorption investigations had been done depending upon ASTM stander (D570). The procedure of this test include entirely immersing of the samples in distilled water at room temperature ( $23 \pm 2$ ) for (24) hr., then the samples withdrawal from water, and wiped all surfaces from water by dry cloth before weighing. Water absorption can be gotten by using the next formula [Al-Kadi. F. K. A., 2004]:

$$\text{Water Absorption \%} = (W_s - W_d - / W_d) \times 100 \quad (2)$$

Where  $W_d$ : is the weight of dry sample,  $W_s$ : is the weight of sample after immersing into distilled water at room temperature for (24) hr.

#### **Thermal conductivity examinations:**

Thermal conductivity investigations had been performed by using thermal analyzer device, (hot disk type TPS 500, Sweden). Cylindrical shape samples with (40) mm diameter and (10 mm) thickness had used in this tests.

## **RESULTS AND DISCUSSION**

The development of physical and mechanical properties can be discussed in light results of previous mentioned tests for prepared samples resin of cold curing acrylic before and after addition reinforcement phase Nano yttrium oxide with (1%, 2%, 3%, and 4%) weight fractions. All results are plotted on curves, using available curve fitting software to emphasize the fine details that serve in explaining the relevant mechanisms responsible for such behavior.

#### **The results of tensile tests:**

The effect of addition nano yttrium oxide to the resin can discussion depending on figure (3). It can observe dramatic deterioration into the tensile strength with increasing weight fraction of nano yttrium oxide, where maximum decline in tensile strength was recorded at addition (4) %  $Y_2O_3$ , (16.2 % of pure Acrylic strength). Generally, mechanical behavior of composite materials depends upon mechanical raw materials of matrix, reinforcement phases and the adhesion bond between them. The catastrophic decline in tensile strength might be results of poor adhesion between resin matrix and reinforcing phase, which might cause development of harmful cracks around reinforce particles, consequently decrease the tensile strength of composite material, or might be result of adversely effects of dispersion nano  $Y_2O_3$  into degree of Acrylic conversion, consecutively rise the number of residual non-reaction monomers, which doing as plasticizer, which decrease mechanical strength of composite, on other hand addition of nano materials to resin can produce aggregation and agglomeration, which acts as stress concentration sites within matrix and that decline mechanical properties of resin. Actually the results of tensile strength shown in figure (3) agree with related researches [Ibrahim M Hamouda et al. (2014), Ahmad Sodagar et al. (2012), and Takeshi Shibatan et al. (2007)].

#### **The results of hardness tests:**

The results of hardness tests, which performed by shore (D), and after take the average value of five tests at different positions within sample, shown in figure (4). It can be observed humble increasing in hardness values with increasing reinforcement weight fraction comparing with Acrylic resin. Maximum increasing was at (4) %  $Y_2O_3$ , (about (107) % of Acrylic hardness). This behavior is related to high hardness of oxide phase comparing with resin, and this results agree with expectation of rule of mixture.

$$H_c = H_r \cdot W_r + H_m \cdot W_m$$

Where

$H_c$ : composite hardness,  $H_r$ : reinforcement phase hardness  $H_m$ : matrix phase hardness

$W_r$ : reinforcement phase weight fraction  $W_m$ : matrix phase weight fraction.

However the improvement in hardness was much lower than what expected according to the rule of mixture, this may relate to the adversely effects of adding nano particles to resin as previously mentioned.

### The results of density tests:

The results of density tests is shown in figure (5), in general it can observe very humble increasing in density with increasing weight fraction of nano  $Y_2O_3$ , indeed the varying in density is not exceeding (1)% at (4) %  $Y_2O_3$ , This might relate to that nano-yttrium oxide has approximately the same density of cold curing Acrylic, depending to rule of mixture

$$\rho_c = \rho_r W_r + \rho_m W_m$$

Where  $\rho_c$ : is density of composite,  $\rho_r$ : density of reinforce phase,  $\rho_m$ : density of matrix phase

$W_r$ : reinforce weight fraction,  $W_m$ : matrix weight fraction

### The results of water absorption tests:

Acrylic has great water tendency. The addition of nano  $Y_2O_3$  to cold curing resin can be discussed according to the results of water absorption tests, shown in figure (6), the figure shows humble decline in water absorption percentage with increasing weight fraction of  $Y_2O_3$ , maximum decrease in water absorption percentage was at (4) % of  $Y_2O_3$ , (about (93) % of Acrylic water absorption), this behavior might relate low water absorption of oxide and that agree with rule of mature of composite.

### The results of thermal conductivity tests:

The results of thermal conductivity tests results is shown in figure (7), It is clear from this figure that the values of thermal conductivity decreases with the increase in weight fraction of  $Y_2O_3$ . Thermal conductivity in Acrylic is dominated by phonon transport. In unfilled samples, moderate to high values are observed for thermal conductivity samples as a result of strong covalent bonding between the atoms. Thus increase in phonon means free path of samples. As the percentage of Nano yttrium oxide weight fraction increases the phonon transport decreases and consequently the thermal conductivity decreases. Maximum decline in thermal conductivity was at (4)% of  $Y_2O_3$ , about (90)% of Acrylic thermal conductivity [S. Agarwal, N. S. Saxena and V. Kumar (2015)].

## CONCLUSIONS

The addition of Nano-yttrium oxide to resin of cold curing acrylic can improve some mechanical properties. Following are the conclusions had reached: For the prepared resin-yttrium oxide composite material, the results show that some mechanical properties, like hardness, which show improvement with increasing weigh fraction percentage of Nano-yttrium oxide at all ratio. Furthermore, the increasing in weight fraction percentage of Nano-yttrium oxide revealed a decreasing in the tensile strength for all ratio. Thermal conductivity decrease with increasing weight fraction percentage of Nano-yttrium oxide. Maximum density value was obtained when addition (4%) wt. of Nano-yttrium oxide. Water absorption percentage declined with increasing of weight fraction percentage of Nano-yttrium oxide.



Figure (1): iron mold used for preparation samples .

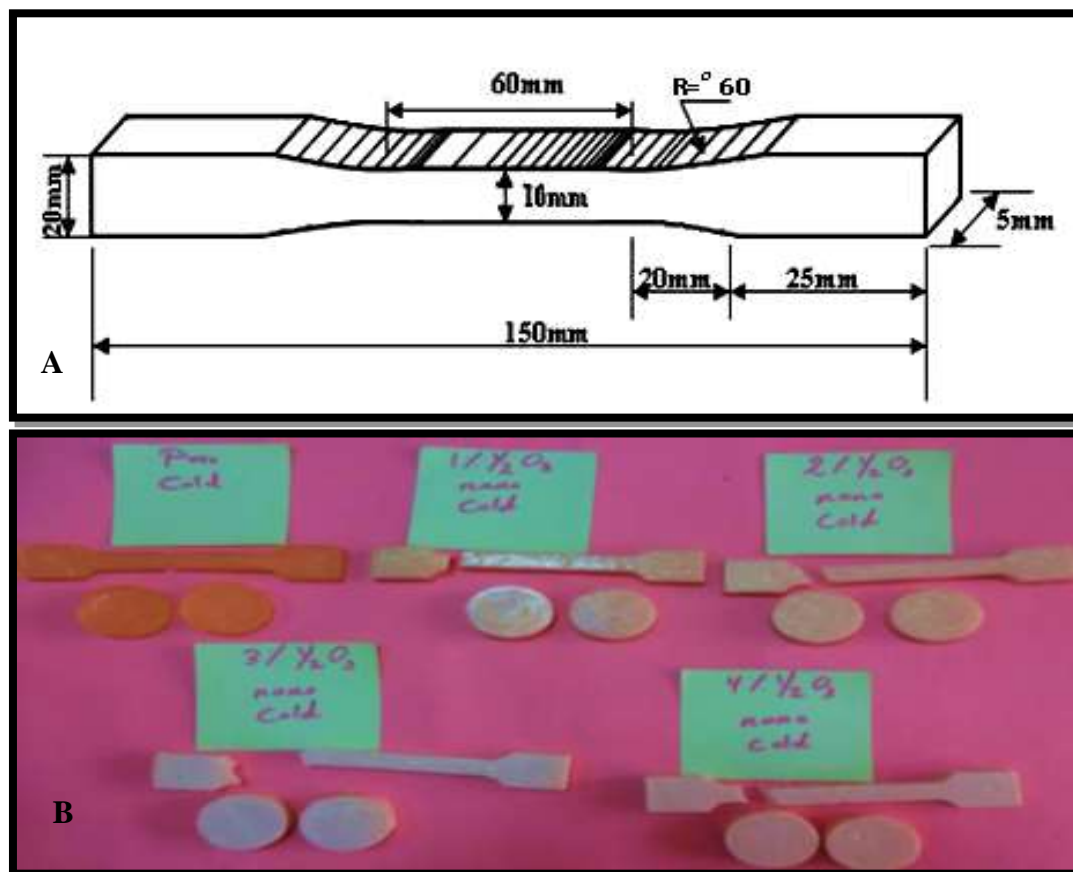
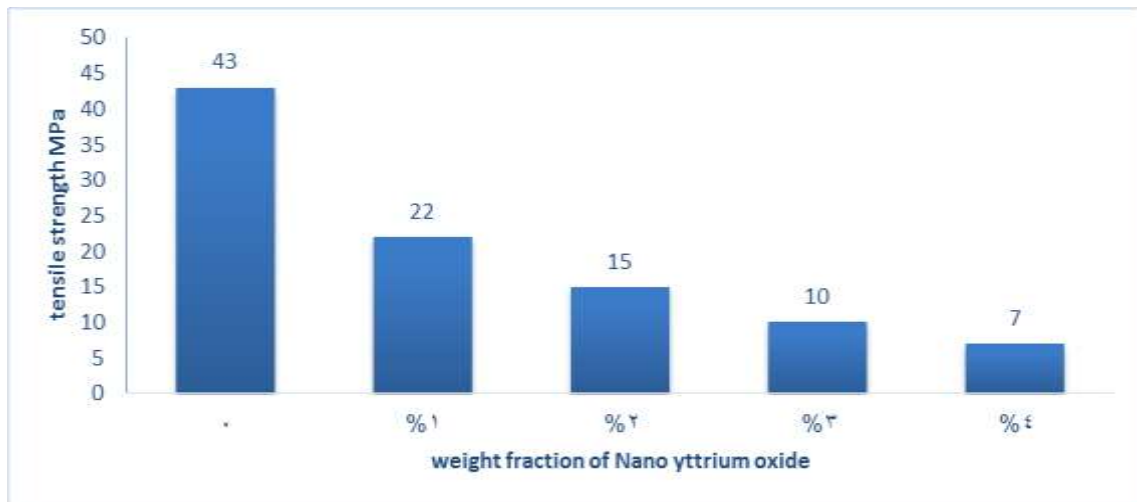
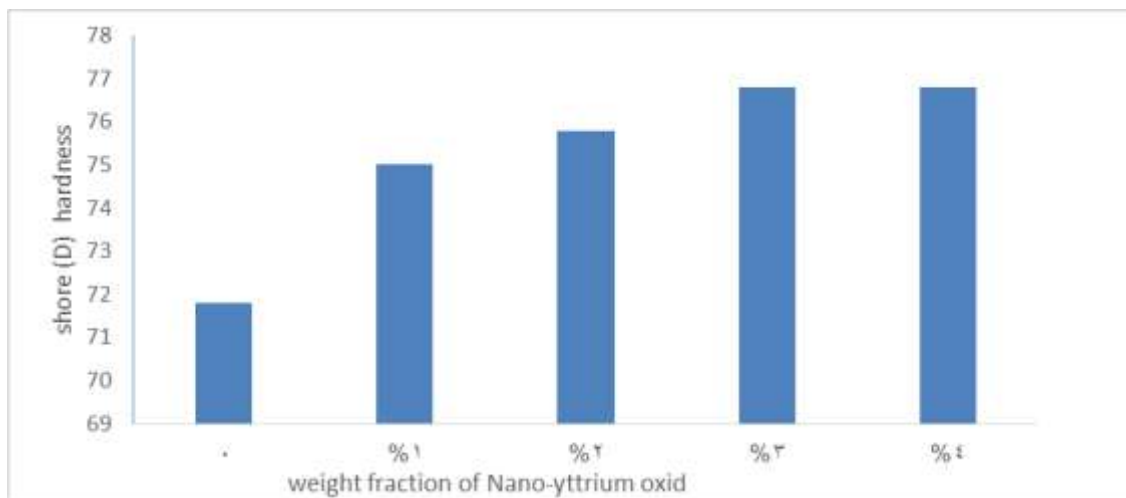


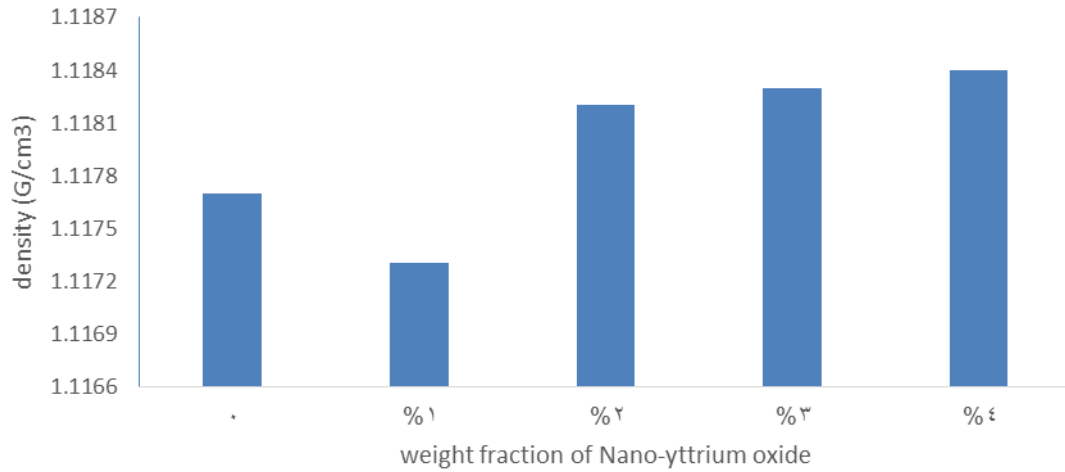
Figure (2): tensile specimen:  
(A) graphical shape of specimen (B) specimens after testing.



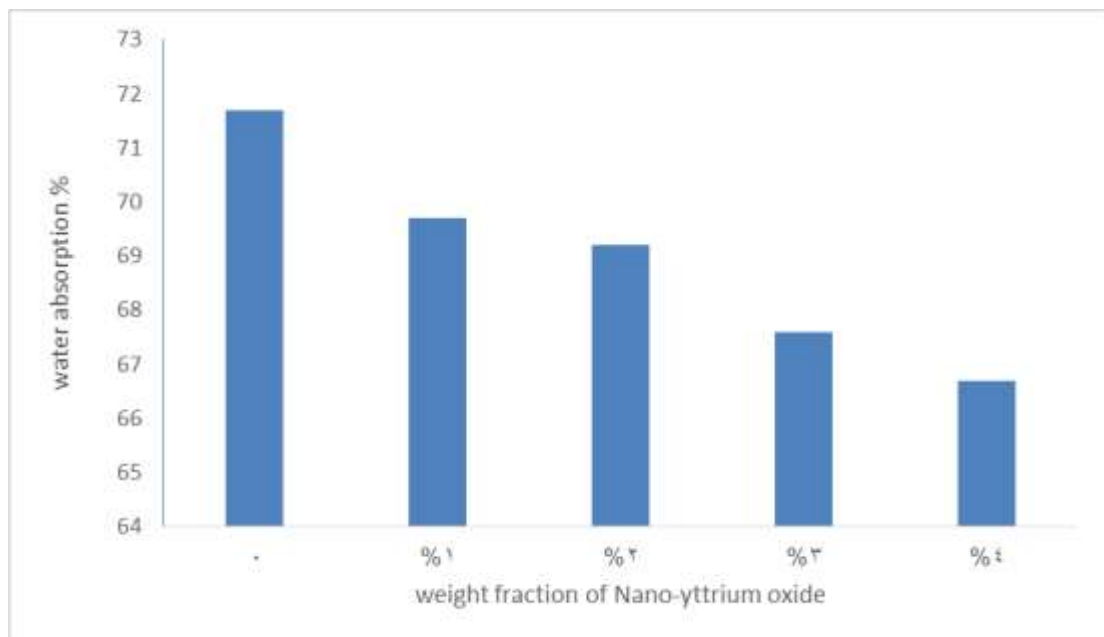
**Figure (3): the effect adding Nano-yttrium oxide into the cold curing acrylic resin tensile strength.**



**Figure (4): the effect of addition Nano-yttrium oxide into cold curing acrylic resin hardness**

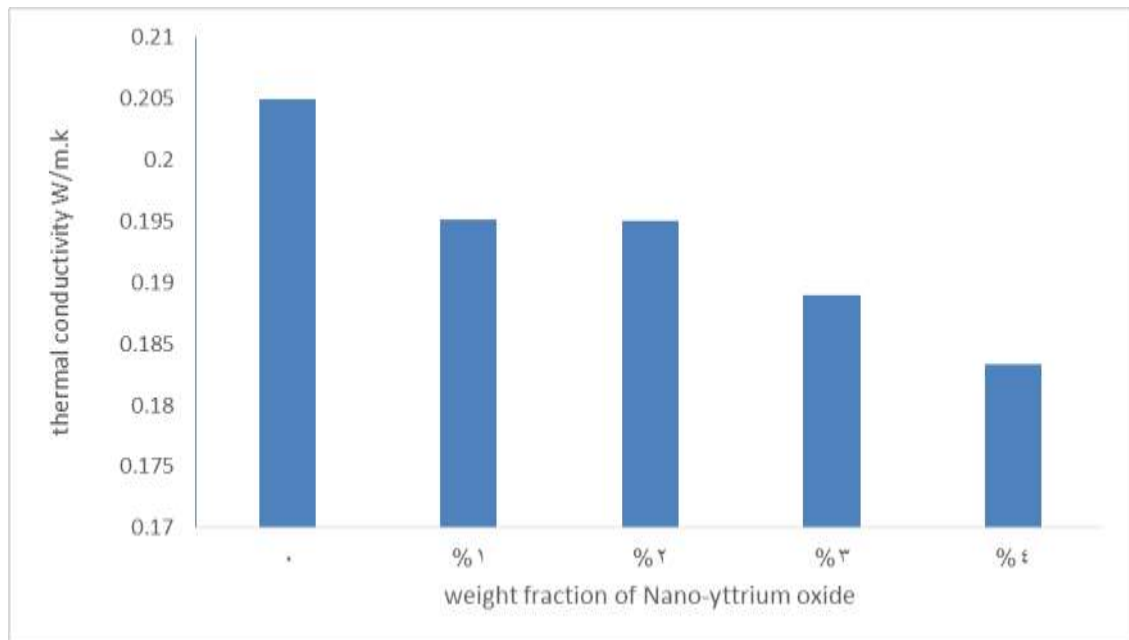


**Figure (5): the effect of addition Nano-yttrium oxide into cold curing acrylic resin density**



**Figure (6): the effect of addition Nano-yttrium oxide into cold curing acrylic resin water absorption**





**Figure (7): the effect of addition Nano-yttrium oxide into cold curing acrylic resin thermal conductivity**

## REFERENCE

A.N. Abdulhamed, A. M. Mohammed, "Evaluation of thermal conductivity of alumina reinforced heat cure acrylic resin and some other properties", J. Bagh. College Dentistry, Vol. 22(3), 2010.

Alaa Abd Mohammed. Tensile and Buckling of Unsaturated Polyester Reinforced with Glass Fibers. Thesis Master.2013.p26

Annual Book of ASTM Standard, "Standard Test Method for Density and Specific Gravity (Relative Density) of Plastics by Displacement Methods", D 792, Vol. (09.01), PP. (1-5), (2006).

Al-Kadi. F. K. A., "Effect of Thermocycling on Some Properties of Soft Denture Linear", M. Sc. Thesis, College of Dentistry, University of Baghdad, Iraq, (2004).

Ahmad Sodagar, Abbas Bohador, Safia Khalil Atefe Saffar Shahroudi, Mohammad Zaman, "The effect of TiO<sub>2</sub> and SiO<sub>2</sub> nanoparticles on flexural strength of poly (methyl methacrylate) acrylic resins", Journal of Prosthodontic Research 57 (2013) 15–19.

Hasanen A. Alnamel, and Mohammed Mudhaffer, "The effect of Silicon di oxide Nano - Fillers reinforcement on some properties of heat cure polymethyl methacrylate denture base material", J Bagh College Dentistry, Vol. 26(1), March 2014.

Hayder Raheem Kareem. Study The Effect of Nano carbon Black Particle (N220) on The Properties of Polymer Composite Material. Thesis Master.2013.p57.

I. K. Farhood, A. K. Rafeeq, "Effect of Incorporation of Silver Nitrate on Transverse Strength and Impact Strength of Autopolymerizing Acrylic Resin", J. Med.Vol.7, No.2, Dec, 2014.

Ibrahim M Hamouda, Mohammed M Beyari, "Addition of Glass Fibers and Titanium Dioxide Nanoparticles to the Acrylic Resin Denture Base Material: Comparative Study with the Conventional and High Impact Types", OHDM - Vol. 13 - No. 1 - March, 2014.

P. H. Pereira, K. C. Benini, C. Y. Watashi, H. J. Voorwald, and M.O. Cioffi, "Characterization of High Density Polyethylene (HDPE) reinforced with banana peel fibers", Bio-Rsources, 8(2), PP. 2351-2365, (2013).

T. K. Bashi, L. M. Al- Nema, " Evaluation of Some Mechanical Properties of Reinforced Acrylic Resin Denture Base Material (An In Vitro Study), Dep. of Prosthetic Dentistry College of Dentistry, University of Mosul, ISSN: 1812–1217.

Takeshi SHIBATA, Nobushiro HAMADA, Katsuhiko KIMOTO, Tomofumi SAWADA, Tomoji SAWADA, Hidefumi KUMADA, Toshio UMEMOTO, Minoru TOYODA, " Antifungal Effect of Acrylic Resin Containing Apatite-coated TiO<sub>2</sub> Photocatalyst", dental materials journal 26(3): 434-444 (2007).